



OREGON AT-A-GLANCE SCHOOL PROFILE

Pinehurst Elementary School

PRINCIPAL: Emily Cozza | GRADES: K-8 | 15337 Hwy 66, Ashland 97520 | 541-482-1910

2024-25

Students We Serve



9

Student Enrollment

DEMOGRAPHICS

American Indian/Alaska Native

Students 0%
Teachers 0%

Asian

Students 0%
Teachers 0%

Black/African American

Students 0%
Teachers 0%

Hispanic/Latino

Students 0%
Teachers 0%

Multiracial

Students 11%
Teachers 0%

Native Hawaiian/Pacific Islander

Students 0%
Teachers 0%

White

Students 89%
Teachers 100%

*

Ever English
Learners



2

Languages
Spoken

*

Students
with
Disabilities

*

Required
Childhood
Vaccinations

*

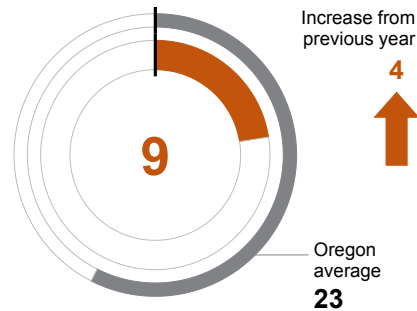
Students
Experiencing
Poverty

* <10 students or data unavailable

School Environment

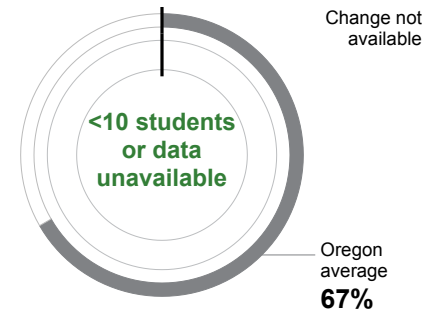
CLASS SIZE

Median class size.



REGULAR ATTENDERS

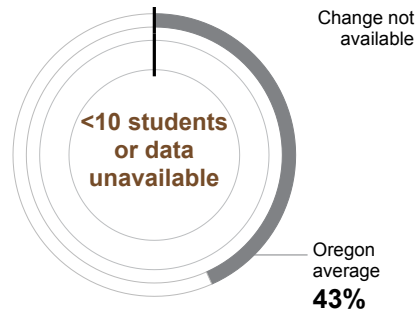
Students who attended more than 90% of their enrolled school days.



Academic Success

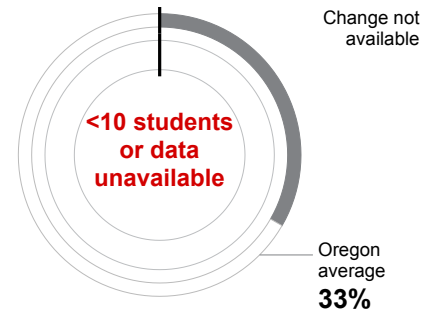
ENGLISH LANGUAGE ARTS

Students meeting state grade-level expectations.



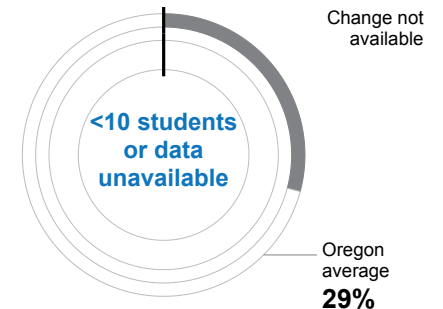
MATHEMATICS

Students meeting state grade-level expectations.



SCIENCE

Students meeting state grade-level expectations.



School Goals

*Submission optional for this section.

State Goals

The Oregon Department of Education is partnering with school districts and communities statewide to reach a 90% on-time graduation rate by 2027. Anchored in the pillars of Academic Excellence, Belonging & Wellness, and Accountability, ODE prioritizes evidence-based strategies that strengthen early literacy, improve attendance, and deepen student engagement. We are committed to eliminating opportunity and achievement gaps for historically underserved students. By investing in culturally responsive practices, cultivating inclusive school environments, and fostering a culture of continuous improvement, we can help ensure every student thrives.

Safe & Welcoming Environment

*Submission optional for this section.



OREGON
DEPARTMENT OF
EDUCATION

Oregon achieves... together!

OREGON AT-A-GLANCE SCHOOL PROFILE CONTINUED

Pinehurst Elementary School

2024-25

Outcomes

Our Staff (rounded FTE)



1

Teachers



<1

Educational
assistants



0

Counselors/
Psychologists/
Social Workers



68%

Average teacher
retention rate over
the past three years



0%

% of licensed teachers
with more than 3 years
of experience



No

Same principal in
the last 3 years

REGULAR ATTENDERS

American Indian/Alaska Native	<10 students or data unavailable
Asian	<10 students or data unavailable
Black/African American	<10 students or data unavailable
Hispanic/Latino	<10 students or data unavailable
Multiracial	<10 students or data unavailable
Native Hawaiian/Pacific Islander	<10 students or data unavailable
White	<10 students or data unavailable
Students Experiencing Poverty	<10 students or data unavailable
Ever English Learner	<10 students or data unavailable
Students with Disabilities	<10 students or data unavailable
Migrant	<10 students or data unavailable
Homeless	<10 students or data unavailable
Students in Foster Care	<10 students or data unavailable
Military Connected	<10 students or data unavailable
Talented and Gifted	<10 students or data unavailable
Female	<10 students or data unavailable
Male	<10 students or data unavailable
Non-Binary	<10 students or data unavailable

ENGLISH LANGUAGE ARTS

<10 students or data unavailable
<10 students or data unavailable
<10 students or data unavailable
<10 students or data unavailable
<10 students or data unavailable
<10 students or data unavailable
<10 students or data unavailable
<10 students or data unavailable
<10 students or data unavailable
<10 students or data unavailable
<10 students or data unavailable
<10 students or data unavailable
<10 students or data unavailable
<10 students or data unavailable
<10 students or data unavailable
<10 students or data unavailable
<10 students or data unavailable
<10 students or data unavailable
<10 students or data unavailable
<10 students or data unavailable

MATHEMATICS

<10 students or data unavailable
<10 students or data unavailable
<10 students or data unavailable
<10 students or data unavailable
<10 students or data unavailable
<10 students or data unavailable
<10 students or data unavailable
<10 students or data unavailable
<10 students or data unavailable
<10 students or data unavailable
<10 students or data unavailable
<10 students or data unavailable
<10 students or data unavailable
<10 students or data unavailable
<10 students or data unavailable
<10 students or data unavailable
<10 students or data unavailable
<10 students or data unavailable
<10 students or data unavailable

About Our School

BULLYING, HARASSMENT, AND SAFETY POLICIES

*Submission optional for this section.

EXTRACURRICULAR ACTIVITIES

*Submission optional for this section.

PARENT ENGAGEMENT

*Submission optional for this section.

COMMUNITY ENGAGEMENT

*Submission optional for this section.